LET'S MOVE THE WORLD

- HARD CHROME PLATED BARS
- INDUCTION HARDENED AND CHROME PLATED BARS
- INDUCTION HARDENED FOR LINEAR MOTION SHAFTS
- STAINLESS STEEL CHROME PLATED BARS
- NICKEL CHROME PLATED BARS
- HARD CHROME PLATED TUBES
- WELDED AND COLD DRAWN TUBES
- ROLLED / HONED TUBES

CMC Italia srl

1. CHROME BARS
2. CYLINDER TUBES
3. LINEAR SHAFTS
4. OTHER MATERIALS

WE SUPPORT A MOVING WORLD

Our products applications:

- Agriculture
- Industry
- Injection moulding machine
- Construction Machines
- Heavy Vehicles
- Shock Absorbers
- Marine - Off Shore
- Cranes
- Renewable Energy
- Oil and Gas

CMC Italia srl

WE BELIEVE IN THE POWER OF CUSTOMER SERVICE

C.M.C. ITALIA since 1996 moves the world together with its customers. Thanks to the creator's passion and experience in the chrome bar and hydraulic tube industries.

C.M.C. ITALIA's strength comes from our experience and in-depth product knowledge, which has led the company to always discover new markets.

C.M.C. ITALIA has a policy of protecting the environment by using renewable energy, produced through solar panels that satisfy our own energy needs.

WHO WE ARE

WE ARE A LEADING COMPANY IN THE DISTRIBUTION OF BARS AND HYDRAULIC TUBES, SERVING NATIONAL AND INTERNATIONAL CUSTOMERS OPERATING IN DIFFERENT MARKETS.

WHAT WE DO

WE MEET THE NEEDS OF OUR CUSTOMERS BY PROVIDING THEM WITH COMMERCIAL LENGTH AND CUT TO SIZE CHROME TUBES AND BARS. A DEDICATED MECHANICAL PROCESSING SERVICE IS ALSO AVAILABLE UPON REQUEST.

HOW WE WORK

WE BELIEVE IN QUALITY SERVICE: SPEED, FLEXIBILITY AND RELIABILITY. AN EXPERT TEAM AND A WIDE RANGE OF AVAILABLE MATERIALS, ENSURE AN EFFICIENT SERVICE.

www.cmcitalia.biz

1.

HARD CHROME PLATED BARS

TECHNICAL CHARACTERISTICS

TECHNICAL CHARACTERISTICS

DIAMETER	TOLERANCE ISO	STRAIGHTNESS	SURFACE ROUGHNESS		ROUNDNESS	CHROME LAYER HARDNESS
		MAX	*Ra MAX*	*Rt MAX*		
< 20	f7 h6 h7	1,0/1000mm	0,2µm	3,00µm	1/2 Tolerance	> 900 $HV_{(0,1)}$
≥ 20	f7 h6 h7	0,5/1000mm	0,2µm	3,00µm	1/2 Tolerance	> 900 $HV_{(0,1)}$

MECHANICAL PROPERTIES

STEEL							
UNI	C45E		C55E	42CrMo4		20MnV6	38MnVS6
	EN 10277		ENISO 683-1	ENISO 683-2		EN 10267	EN 10267
mm	<Ø40	≥Ø40	4<Ø<100	≤Ø100	>Ø100	6<Ø<200	20≤Ø≤120
Yield point Re N/mm²	>410	>275	>330	>650	>500	>420	>520
Tensile strength Rm N/mm²	650-1050	560-780	640-950	900-1300	750-950	min.550	800-950
Elongation A_5% min.	>5	>16	>11	>10	>13	>10	>12
Resilience Kv min J -20°C	-		-	min.35J/20°C		27	-
Hardness HB	min.172		min.198	min.240		min.155	min.240

CHEMICAL ANALYSIS

STEEL	C%	NI%	Cr%	S%	Si%	Mn%	P%	Mo%
C45E	0,42-0,50	0,40	0,40	0,04	0,15-0,40	0,50-0,80	0,035	0,10
C55E	0,52-0,60	0,40	0,40	0,04	0,40	0,60-0,90	0,035	0,10
42CrMo4	0,38-0,45	-	0,90-1,20	0,035	0,40	0,60-0,90	0,035	0,15-0,30
38MnVS6	0.34÷0.41	-	max0.3	0.02-0.06	0.15÷0.80	1.20÷1.60	0.025	-
20MnV6	0,16-0,22	-	-	0,035	0,10-0,40	1,30-1,70	0,035	max0.08

INDUCTION HARDENED CHARACTERISTICS

STEEL	SURFACE HARDNESS	HARDENING DEPTH
C45E	52 - 60 HRC	0,4 - 3,4 mm
C55E	60 - 64 HRC	0,4 - 3,4 mm
42CrMo4	52 - 58 HRC	0,4 - 3,4 mm
38MnVS6	55 - 60 HRC	0,4 - 3,4 mm
20MnV6	42 - 48 HRC	0,4 - 3,4 mm

CHROME LAYER CHARACTERISTICS

STANDARD CHROME LAYER:
ø < 20 mm = min. 15 µm
ø ≥ 20 mm = min. 20 µm

HIGH THICKNESS CHROME LAYER:
40-70 µm on the radius

MULTILAYER CHROME PLATING

NICKEL CHROME

The hardness range of the chrome layer is 900 - 1050 HV

NSS 96h - 200h – 500h - 1000h rating 9
(RULE ISO 10289:1999 / ISO 9227 – NSS)
CASS 64h - 72h rating 9
(RULE ISO 10289:1999 / ISO 9227 – CASS)

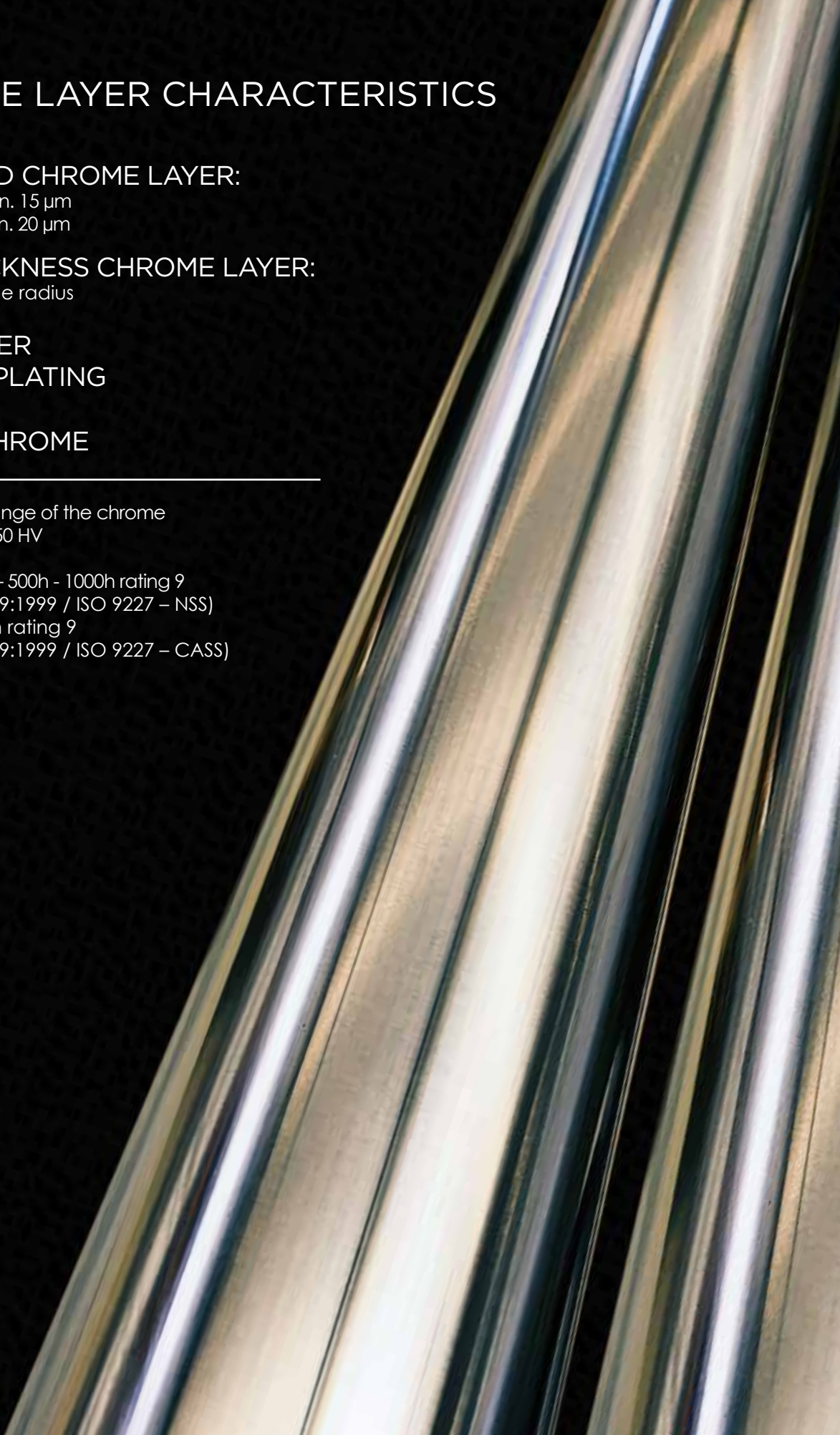

HARD CHROME PLATED BARS

DIMENSIONAL RANGE

DIAMETER		Kg/m	C45	20MnV6	42CrMo4 +QT	C45 induction hardened	C45 40-70 µm	20MnV6 Nickel Chrome	42CrMo4 +QT + IH
INCH	mm								
	4	0,10							
	5	0,15							
	6	0,22	√						
	8	0,39	√						
	10	0,62	√						
	12	0,89	√						
1/2"	12,7	0,99	√						
	14	1,21	√						
	15	1,39	√						
	16	1,58	√			√			
	18	2,00	√		√				
	20	2,47	√	√	√	√		√	√
	22	2,98	√	√	√	√		√	
	24	3,55	√						
	25	3,85	√	√	√	√		√	√
1"	25,4	3,98	√						
	28	4,83	√	√	√	√		√	
	30	5,55	√	√	√	√	√	√	√
	32	6,31	√	√	√	√		√	
	35	7,55	√	√	√	√	√	√	√
	36	7,99	√	√	√	√		√	√
	38	8,90	√						
	40	9,86	√	√	√	√	√	√	√
	42	10,88	√			√			
	45	12,48	√	√	√	√	√	√	
	50	15,41	√	√	√	√	√	√	√ √
2"	50,8	15,90	√						
	55	18,85	√	√	√	√	√	√	√
	56	19,33	√	√	√	√		√	√
	60	22,19	√	√	√	√	√	√	√
	63	24,47	√	√	√	√		√	√
	65	26,05	√	√	√	√		√	√
	70	30,21	√	√	√	√	√	√	√
	75	34,66	√	√	√	√		√	√
3"	76,2	35,78	√						
	80	39,46	√	√	√	√	√	√	√
	85	44,54	√	√	√	√		√	√
	90	49,94	√	√	√	√	√	√	√
	95	55,61	√		√			√	√
	100	61,65	√	√	√	√	√	√	√
	105	67,92	√		√				
	110	74,60	√	√	√	√	√	√	√
	115	83,00	√		√			√	
	120	88,78	√	√	√	√		√	√
	125	96,25	√		√	√		√	√
	130	104,19	√		√	√		√	√
	140	120,83	√		√	√		√	√
	150	139,00	√			√		√	
	160	158,00	√			√		√	
	170	178,02	√			√			
	180	200,00	√						
	200	246,40	√						

√ = Standard diameters.
On request we can supply not standard diameters.

NICKEL CHROME PLATED BARS

The nickel chrome plated bars are characterised by a layer of nickel which provides high resistance to corrosion.

The nickel chromium is suitable for work in marine and mineral industries and all those hydraulic applications where exposure to corrosive agents is extended.

Standard dimensions:
from Ø20 to Ø160 mm
Quality of steel:
20MnV6

Tolerance: ISO f7
Nickel layer thickness: min. 30 µm
Chrome layer thickness: min. 20 µm
Nickel hardness: min.300 HV micro
Chrome hardness: min.900 HV micro
Roundness: max1/2 toll.
Surface roughness: Ra max0,20 µm
Straightness: max0.2 mm/m

Nickel chrome plated bar guarantees rating 10 with 1500h corrosion resistance in neutral salt spray (ISO 9227 NSS) and 500h corrosion in acetic acid salt spray (ISO 9227 AASS).

CHEMICAL ANALYSIS

STEEL	C (%)	S (%)	Mn (%)	Si (%)	Cr (%)	P (%)	Cr (%)	Mo (%)	V (%)
20MnV6	0,15÷0,23	max0,035	1,3÷1,75	0,1÷0,50	-	Max0,035	-	-	0,1÷0,20

MECHANICAL PROPERTIES

DIMENSION	TENSILE STRENGTH Rm	YIELD POINT Rp0.2	ELONGATION	RESILIENCE
(mm)	N/mm2	N/mm2	% min	KV, J
Ø≤25	Min. 580	Min. 450	18	Min. 27 -20°C
25<Ø<100	Min. 550	Min. 430	18	Min. 27 -20°C
Ø≥100	Min. 560	Min. 275	16	Min. 27 -20°C

STAINLESS STEEL CHROME PLATED BARS

AISI	EN 10088-3	DESIGNATION	CORROSION RESISTANCE	MECHANICAL PROPERTIES N/mm² according to NFEN 10088-3	
				Rm	*Rp0.2*
303	1.4305	X8CrNiS18-9	**2100h**	**>500**	**>190**
304	1.4307	X2CrNi18-9	**2400h**	**>450**	**>175**
316	1.4404	X2CrMo17-12-2	**3000h**	**>500**	**>200**
431	1.4057	X17CrNi16-2	**1000h**	**900/1050**	**>700**
420	1.4021	X20Cr13	**600h**	**800/950**	**>600**
329	1.4460	X2CrNiMo27-5-2	**2700h**	**620/880**	**>460**
630	1.4542	X5CrNiCuNb16-4	**2100h**	**930/1100**	**>725**
F51-329A	1.4462	X2CrNiMoN22-5-3	**3400h**	**650/880**	**>450**

STRONG POINTS
OF OUR CHROMED STAINLESS STEEL
Steel highly machinable:
- Production improved
- Reduced working time and tool use
- Corrosion resistance from 600h up to 3500h

INDUSTRIES:
Aeolian, Nautic, Aeronautic, Food and Beverage Machines, Water treatment,
Uplift cylinder and many others.

HARD CHROME PLATED TUBES

DIMENSIONAL RANGE

THICKNESS	DIAMETER	Kg / m
2	12 x 8	0,49
3	16 x10	0,96
3	20 x 14	1,26
3	30 x 24	2,00
3,5	25 x 18	1,86
4	32 x 24	2,76
5	25 x 15	2,47
5	30 x 20	3,09
5	35 x 25	3,7
5	40 x 30	4,32
5	45 x 35	4,93
5	50 x 40	5,55
5	55 x 45	6,16
5	60 x 50	6,78
5	65 x 55	7,4
5	70 x 60	8,01
5	80 x 70	9,24
5	90 x 80	10,48
5	100 x 90	11,71
7,5	30 x 15	4,17
7,5	35 x 20	5,09

THICKNESS	DIAMETER	Kg / m
7,5	40 x 25	6,01
7,5	45 x 30	6,93
7,5	50 x 35	7,86
7,5	55 x 40	8,79
7,5	60 x 45	9,71
7,5	65 x 50	10,63
7,5	70 x 55	11,56
7,5	80 x 65	13,41
7,5	90 x 75	15,26
7,5	100 x 85	17,11
10	40 x 20	7,4
10	45 x 25	8,63
10	50 x 30	9,86
10	55 x 35	11,1
10	60 x 40	12,33
10	65 x 45	13,56
10	70 x 50	14,8
10	80 x 60	17,26
10	90 x 70	19,73
10	100 x 80	22,19
10	120 x 100	27,13

TECHNICAL CHARACTERISTICS

STEEL GRADE		TOLERANCE	STRAIGHTNESS	ROUGHNESS	
				Ra MAX	*Rt MAX*
E355 + SR	EN10305	ISO f7	Max1,0/1000 mm	0,2µm	3,00µm

On request we can supply not standard diameters.

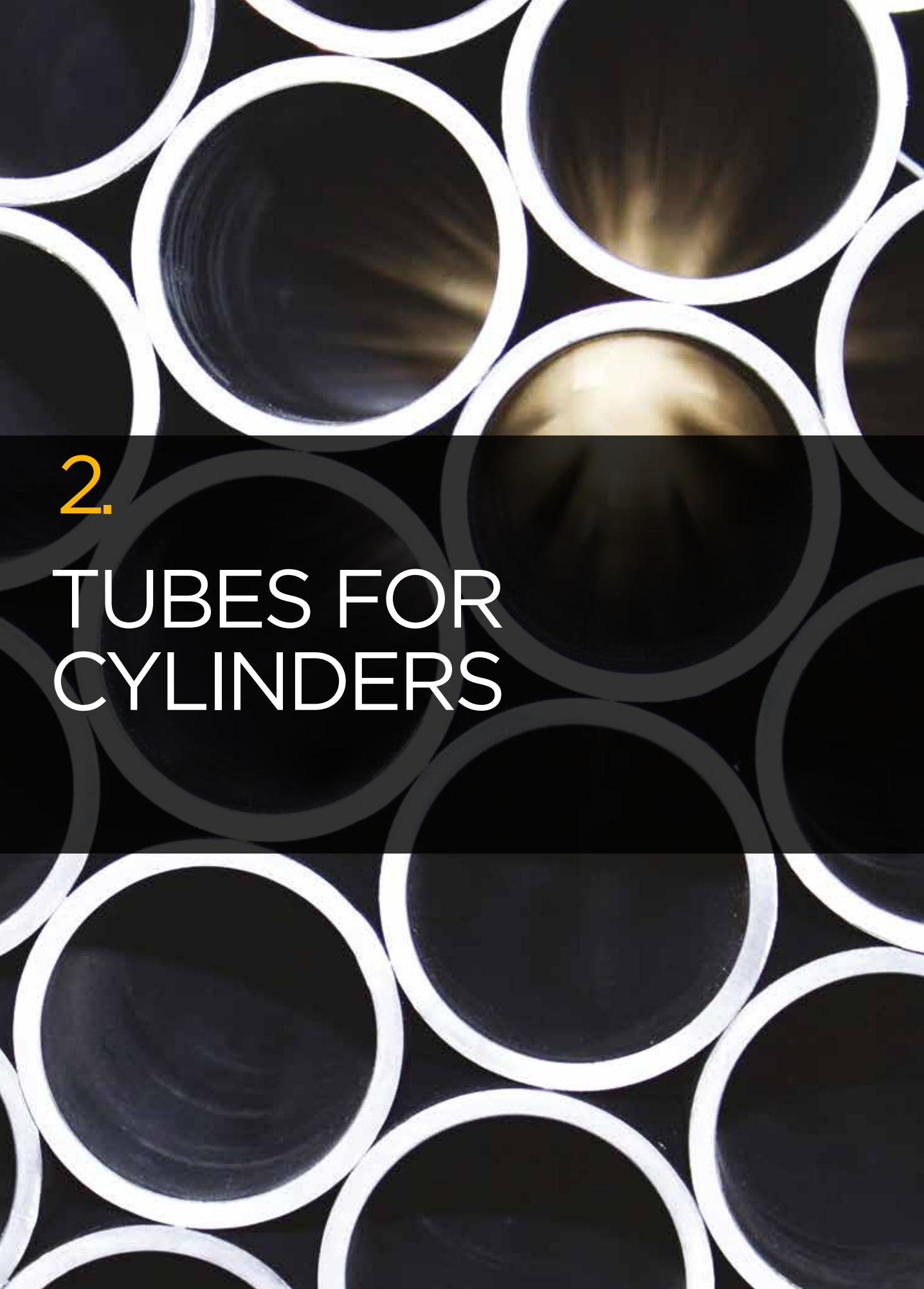

2.

TUBES FOR CYLINDERS

WELDED AND COLD DRAWN TUBES

DIMENSIONAL RANGE

Ø EXTERNAL	Ø INTERNAL	TOLERANCE	THICKNESS	Kg/m	PRESSURE bar
30	20	H9	5	3.08	773
35	25	H9	5	3.70	662
40	30	H9	5	4.32	563
40	32	H9	4	3.55	450
42	32	H9	5	4.56	524
45	35	H9	5	4.93	508
50	40	H9	5	5.55	465
55	45	H9	5	6.17	425
60	45	H9	7.5	9.71	680
60	50	H9	5	6.78	396
62	50	H9	6	8.29	452
65	50	H9	7.5	10.63	535
65	55	H9	5	7.40	370
70	55	H9	7.5	11.56	497
70	60	H9	5	8.01	343
72	60	H9	6	9.77	391
73	63	H9	5	8.38	337
75	60	H9	7.5	12.48	464
75	63	H9	6	10.21	383
75	65	H9	5	8.63	329
80	65	H9	7.5	13.41	435
80	70	H9	5	9.25	309
82	70	H9	6	11.24	349
85	70	H9	7.5	14.33	409
85	75	H9	5	9.86	295
90	75	H9	7.5	15.26	386
90	80	H9	5	10.48	274
92	80	H9	6	12.72	311
95	80	H9	7.5	16.18	366
95	85	H9	5	11.10	268
100	85	H9	7.5	17.11	348
100	90	H9	5	11.71	254
102	90	H9	6	14.20	285
105	90	H9	7.5	18.03	331
105	95	H9	5	12.33	254
110	95	H9	7.5	18.96	316
110	100	H9	5	12.95	254
115	100	H9	7.5	19.88	302
120	105	H9	7.5	20.81	290
125	110	H9	7.5	21.73	278

Working pressure according to din 2413/1 security degrees =2.0
We could provide also outside chromed tubes.

TECHNICAL CHARACTERISTICS

TOLERANCE		STRAIGHTNESS	ROUGHNESS	SUPPLY CONDITION
Internal	*External*	mm	ISO 468	*Bright Drawn*
ISO H9/H10	EN 10305-2	Max1.0/1000	Ra 0.8µ	C - BK

MECHANICAL PROPERTIES

STEEL		TENSILE STRENGTH	YIELD POINT	ALLUNGATION	HARDNESS
		Rm N/mm^2	*Rs N/mm^2*	*A_5 min%*	*HB*
E355 + C	UNI EN10305-2	600	540	5	190

COLD DRAWN SEAMLESS OR WELDED TUBES ROLLED OR HONED

MECHANICAL PROPERTIES

STEEL		TENSILE STRENGTH	YIELD POINT	ELONGATION
		Rm N/mm²	*Rs N/mm²*	*A_5min%*
E355 + SR	EN 10305-1	> 580	> 520	12
E355 + SR	EN 10305-2	> 580	> 520	12

TECHNICAL CHARACTERISTICS

TOLERANCE		STRAIGHTNESS	ROUGHNESS	SUPPLY CONDITION
Internal	*External*	mm	ISO 468	*Stress Relieved Annealed*
ISO H8	EN 10305	Max1.0/1000	Ra 0.4µm	SR (BK+S)

Seamless or welded tubes ready to be honed could be available.

DIMENSIONAL RANGE

Ø INTERNAL	Ø EXTERNAL	THICKNESS	Kg/m
25	35	5	3,70
30	40	5	4,32
30	45	7,5	6,94
32	40	4	3,55
32	42	5	4,56
35	45	5	4,93
35	50	7,5	7,86
40	50	5	5,55
40	52	6	6,81
40	55	7,5	8,79
40	60	10	12,33
45	55	5	6,17
45	60	7,5	9,71
45	65	10	13,56
50	60	5	6,78
50	62	6	8,29
50	65	7,5	10,63
50	70	10	14,80
55	65	5	7,40
55	70	7,5	11,56
55	75	10	16,03
60	70	5	8,01
60	72	6	9,77
60	75	7,5	12,48
60	80	10	17,26
63	73	5	8,38
63	75	6	10,21
63	78	7,5	13,04
63	83	10	18,00
65	75	5	8,63
65	80	7,5	13,41
65	85	10	18,50
70	80	5	9,25
70	82	6	11,24
70	85	7,5	14,33
70	90	10	19,73
75	85	5,	9,86
75	90	7,5	15,26
75	95	10	20,96
80	90	5	10,48
80	92	6	12,72
80	95	7,5	16,18
80	100	10	22,19
80	105	12,5	28,51
80	110	15	35,14
85	95	5,0	11,10
85	100	7,5	17,11
85	105	10	23,43
90	100	5	11,71
90	102	6	14,20
90	105	7,5	18,03
90	110	10	24,66
90	115	12,5	31,60
95	110	7,5	18,96
95	115	10	25,89
100	110	5	12,95
100	112	6	15,68
100	115	7,5	19,88

Ø INTERNAL	Ø EXTERNAL	THICKNESS	Kg/m
100	120	10	27,13
100	125	12,5	34,68
100	130	15	42,54
105	120	7,5	20,81
105	125	10	28,36
110	120	5	14,18
110	125	7,5	21,73
110	130	10	29,59
110	140	15	46,24
115	130	7,5	22,66
115	135	10	30,83
115	140	12,5	39,30
120	130	5	15,41
120	135	7,5	23,58
120	140	10	32,06
120	145	12,5	40,84
120	150	15	49,94
120	160	20	69,05
125	140	7,5	24,51
125	145	10	33,29
125	150	12,5	42,38
125	155	15	51,79
130	140	5	16,65
130	145	7,5	25,43
130	150	10	34,52
130	155	12,5	43,93
130	160	15	53,64
135	150	7,5	26,36
135	160	12,5	45,47
140	150	5	17,88
140	155	7,5	27,28
140	160	10	36,99
140	165	12,5	47,01
140	170	15	57,33
140	180	20	78,91
145	160	7,5	28,20
145	165	10	38,22
150	160	5	19,11
150	165	7,5	29,13
150	170	10	39,46
150	175	12,5	50,09
150	180	15	61,03
160	170	5	20,34
160	180	10	41,92
160	185	12,5	53,17
160	190	15	64,73
160	200	20	88,78
170	190	10	44,39
170	200	15	68,43
180	200	10	46,85
180	210	15	72,13
180	220	20	98,64
190	220	15	75,83
200	220	10	51,79
200	225	12,5	65,50
200	230	15	79,53
200	240	20	108,50
200	245	22,5	123,45

Working pressure is available on our web site.

COLD DRAWN SEAMLESS TUBES FOR OLEODYNAMICS CIRCUIT STEEL GRADE E235+N - EN 10305/4

DIMENSIONAL RANGE
Black normalized

Ø/Sp	1	1,5	2	2,5	2,5	3	3,5	4	4,5	5	6
4	√										
5	√										
6	√	√	√								
8	√	√	√	√	√						
10	√	√	√	√	√						
12	√	√	√	√	√	√					
13	√	√	√	√	√	√					
14	√	√	√	√	√	√	√				
15	√	√	√	√	√	√					
16	√	√	√	√	√	√					
17		√	√	√	√	√					
18	√	√	√	√	√	√					
20	√	√	√	√	√	√	√	√		√	
22	√	√	√	√	√	√	√	√			
24	√	√	√								
25	√	√	√	√	√	√	√	√	√	√	
26	√					√		√			
28		√	√	√	√	√	√	√	√	√	
30		√	√	√	√	√	√	√	√	√	√
32		√	√	√	√	√	√	√	√		
34		√	√		√	√	√	√	√		
35		√	√	√	√	√	√	√	√	√	√
38			√	√	√	√	√	√	√	√	√
42			√			√		√		√	
48			√	√	√	√	√	√		√	√
50			√		√	√	√	√	√	√	√

DIMENSIONAL RANGE
White galvanized

Ø/Sp	1	1,5	2	2,5	2,5	3	4	5	6
4	√								
5	√								
6	√	√	√						
8	√	√	√						
10	√	√	√	√	√				
12	√	√	√	√	√	√			
14	√	√	√	√	√	√			
15	√	√	√	√	√	√			
16	√	√	√	√	√	√			
18	√	√	√	√	√	√			
20	√	√	√	√	√	√	√		
22	√	√	√	√	√	√	√		
25	√	√	√	√	√	√	√		
28		√	√	√	√	√	√		
30			√		√	√	√	√	
32			√			√			
35			√		√	√	√	√	√
38			√			√	√	√	√
42			√			√	√		

3.

INDUCTION HARDENED BARS AND TUBES

INDUCTION HARDENED FOR LINEAR MOTION SHAFTS

DIMENSIONAL RANGE

		C55	C55	X90CrMoV18	X46Cr13	C55-60	C55-60
Ø	Kg/m	HARDENED AND GROUND STEEL SHAFTS	HARDENED, HARD CHROME PLATED STEEL SHAFTS	HARDENED AND GROUND STAINLESS STEEL SHAFTS	HARDENED AND GROUND STAINLESS STEEL SHAFTS	HARDENED AND GROUND HOLLOW SHAFTS Øi	HARDENED AND HARD CHROME PLATED HOLLOW SHAFTS Øi
4	**0,10**	√	√	√	√		
5	**0,15**	√	√	√	√		
6	**0,22**	√	√	√	√		
8	**0,39**	√	√	√	√		
10	**0,62**	√	√	√	√		
12	**0,89**	√	√	√	√	4.0	4.0
16	**1,58**	√	√	√	√	7.0	7.0
20	**2,47**	√	√	√	√	14.0	14.0
25	**3,85**	√	√	√	√	15.6	15.6
30	**5,55**	√	√	√	√	18.3	18.3
32	**6,31**	√	√				
35	**7,55**	√	√				
40	**9,86**	√	√	√	√	28.0	28.0
45	**12,48**	√	√				
50	**15,41**	√	√	√	√	29.7	29.7
55	**18,85**	√	√				
60	**22,19**	√	√	√	√	36.0	36.0
65	**26,05**	√	√				
70	**30,21**	√	√				
80	**39,46**	√	√				
90	**49,94**	√	√				
100	**61,65**	√	√				

√ = Standard diameters.

On request we can supply shafts in inch size and shafts with special lengths and tolerance.

Surface hardness: 60-64 HRC.
Chrome thickness: 7-15 µm.
Chrome layer hardness: 900-1100HV.
Surface roughness: max 0.2 µm.
Straightness: max 0.2 mm/m.
Roundness: max.1/2 from diameter tolerance.

4.

CAST IRON, BRONZE BRASS, STEEL AND ALLUMINIUM

OTHER MATERIALS

C.M.C. ITALIA IS ABLE TO OFFER:

- Grinded / drawn / hot-rolled steel
- Hot-rolled seamless tubes for mechanical applications
- Anodized aluminum tubes for cylinder
- Stainless steel:
  - grinded /drawn/hot-rolled bars and tubes in AISI 303 / AISI 304 / AISI 316
  - honed tubes in AISI 304 / AISI 316
  - plates, square and sheet

CAST IRON

DIMENSIONAL RANGE

CAST IRON G25		
	FROM	TO
∅	25	660
⊠	30	410
▭	20	360

CAST IRON GS500		
	FROM	TO
∅	30	660
⊠	40	410
▭	30	360

We can also supply GS400 - GS600 and pierced bars in cast iron.

BRONZE BRASS ALLUMINIUM

	KIND	SHAPE
BRONZE	**GCuSn12 B14 BRAL**	○ ▭ □
BRASS	**OT58**	○ ▭ □
ALLUMINIUM	**ANTICORODAL ERGAL S11**	○ ▭ □

THE STOCK SERVICE

TUBES
Burago
3900 m²

BARS
Vimercate
2000 m²

Two different dedicated warehouses for product lines. 5900 m² of ground materials to meet any clients request.

OUR WAYS OF PACKING

MECHANICAL PROCESSING

MACHINING

C.M.C. ITALIA can provide shafts and tubes machined according to clients' specific requirements.
Some of our processes: axial holes, radial holes, turning, etc.
All the processes are supervised by skilled and specialised operators, able to respect your needs.

CUT FIX LENGTH

C.M.C. ITALIA is able to offer a fast cutting service, thanks to high technology bandsaws, everyone with numerical control.
Thanks to the passion and skills of the staff, C.M.C. ITALIA improved his reputation all over the world.
A team, you can trust in, will find the best solution to any requirements.

SOME EXAMPLES

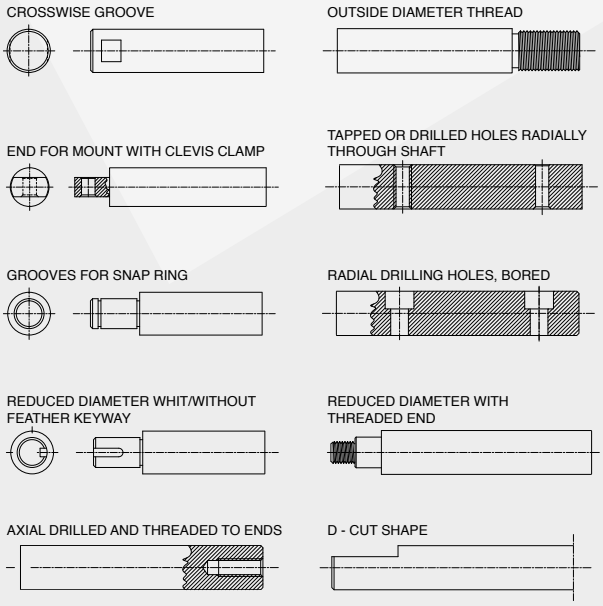

WWW.CMCITALIA.BIZ
Tel. (+39) 039.6815240
Fax (+39) 039.6815236
E-mail: info@cmcitalia.biz

VIMERCATE
Cascina San Paolino, 2
(Via S.M. Molgora)
20871 Vimercate (MB) Italy

BURAGO
Via Ampere, 4
20875 Burago di Molgora (MB) Italy

CMC Italia srl